



Combination service units

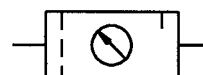
Size 2

811.13 to 811.16

G 3/4 (red.) to G 1

0.5 to 10 bar

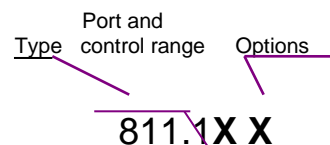
0.5 to 16 bar



Characteristics

Type	811.13	811.14
Control range [bar]	0.5 to 10.0	0.5 to 16.0
Port	G 3/4 (red.)	
Type	811.15	811.16
Control range [bar]	0.5 to 10.0	0.5 to 16.0
Port	G 1	
Pressure gauge port	G 1/4	
Type of construction	<ul style="list-style-type: none"> - Centrifugal filter - Sintered filter element - Diaphragm pressure regulator with self-relieving design - Proportional lubricator 	
Input pressure p ₁	16 bar with plastic bowl 25 bar with metal bowl	
Input pressure p ₁ with automatic drain	Min. 4 bar Max. 16 bar	
Control range p ₂	0.5 to 10 bar, 0.5 to 16 bar Other control ranges on request	
Mounting position	Vertical, drain plug at bottom	
Mounting type	Bracket and two screws	
Medium temperature	Max. 50°C (other temperature	
Ambient temperature	Max. 50°C ranges on request)	
Filter rating	50 µm	
Bowl capacity	Filter: Max. 75 cm ³ condensate Oil-mist lubricator: 150 cm ³	
Condensate drain	Manual, fully automatic Semi-automatic on request	
Weight [g]	2670	

Ordering information



Order example: 811.15 K

Port	See "Characteristics"
Options	
K	Plastic bowl
M	Metal bowl
S	Bowl guard

Please use the suffix »A« to order automatic drain

Description

- Block design
- **Extremely compact design;** all devices combined in a single unit
- Pressure setting can be locked by pushing the knob down
- Pressure gauge Ø63 included
- Filter rating acc. to ISO 4022
- Oil can be filled under pressure

Recommended oil

Special pneumatic oil 32

Viscosity at 40°C: 32 cSt [mm²/s]

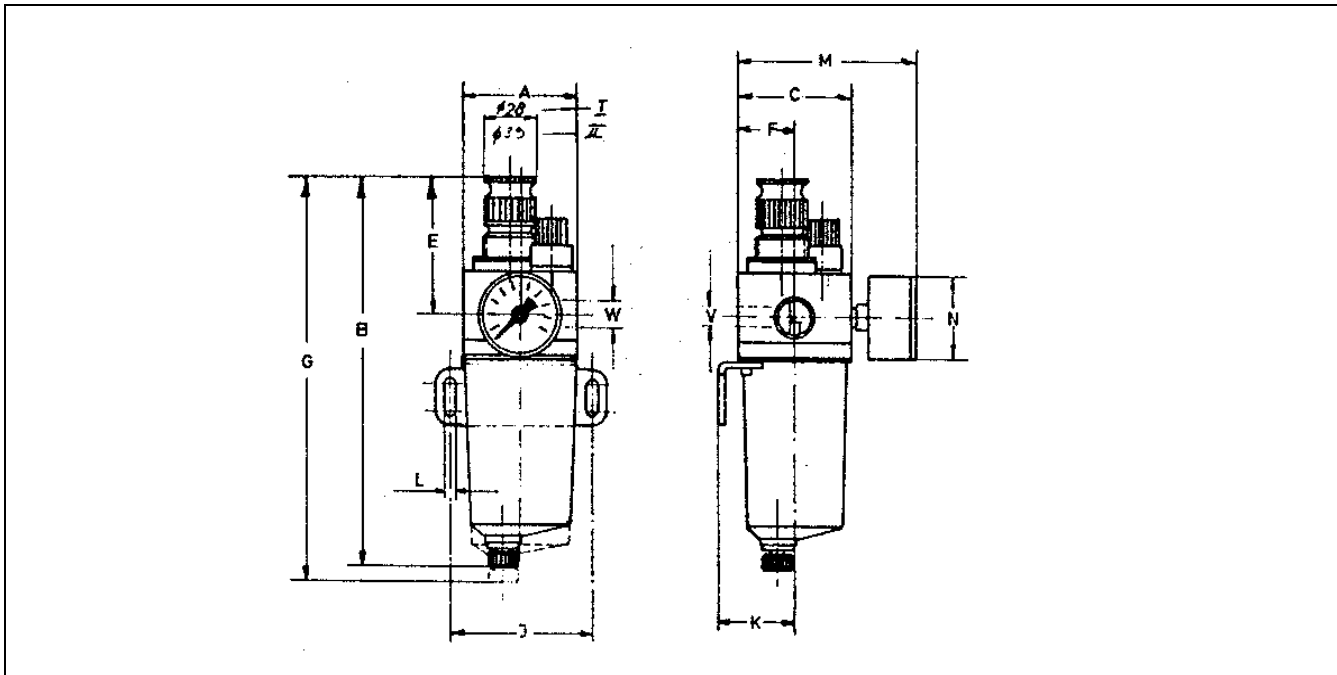
Temperature range: -35 to +85°C

Oil bowls made of plastic (polycarbonate) are corroded by additives, anti-freeze agents and synthetic oils. We therefore recommend using mineral oils from approx. 22 to 32 cSt or up to 68 cSt in conjunction with impact tools.

Metal bowls and metal sight domes should be used for all other oil grades as well as anti-freeze agents.

Materials

Part	Material
Head piece (body)	Z 410
Spring bonnet	PA
Diaphragm	NBR-brass
Pressure spring	Steel
Valve cone	NBR-brass
O-ring 42 x 3	NBR
O-ring 78 x 3	NBR
Filter element	Bronze
Condensate bowl / oil bowl	Polycarbonate
Oil fill plug	POM-NBR
Sight dome	PA



Dimensions [mm]

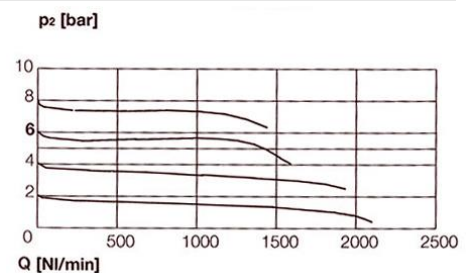
Port W	Dimensions					Maint. G	Mounting			Pressure gauge		
	A	B	C	E	F		J	K	L	V	N	M
G1 (3/4 red.)	93.0 (97.0)	296.5	94.0	96.5	47.0	325.0	112.0	61.0	9.0	G 1/4	61.8	130.4

Flow rates

Flow rates measured under normal conditions

Art. No.		811.13 X	811.14 X
		811.15 X	811.16 X
Output pressure $p_2 = 6$ [bar]	QN m^3/h	204	168
Nominal flow ($\Delta p = 1$ bar)	QN l/min	3400	2800

Flow characteristic $p_1 = 10$ bar



Lubricator operating limit

Input pressure p_1		1	2.5	4	6	10	16
Nominal flow ($\Delta p = 1$ bar)	QN m^3/h	5	7.5	9	10.5	13	16

Accessories

Designation	Order No.
Mounting bracket with two screws, compl.	H 11
Plastic bowl	E 14811/24
Metal bowl	E 14811/24 M
Bowl guard (metal)	SM 11
Automatic drain	65/0
Sight dome (metal)	1412.7.909
Sight dome (polycarbonate)	VZ 722

Main spare parts

Part	Part No.
Set of wearing parts	22.811.4
Filter element 50 μm	811.6.950
Sight dome, compl.	VZ 722
Pr. gauge G 1/4, $\varnothing 63$	
0 to 10 bar	217-KD
0 to 16 bar	218-KD